

SMT 6000 SG T3

Thru Beam

Photoelectric Sensors

Compatible Receivers:

SMR 6006 SG T3
 SMR 6106 SG T3
 SMR 6206 SG T3
 SMR 6306 SG T3
 SMR 6002 SG T3
 SMR 6102 SG T3
 SMR 6202 SG T3
 SMR 6302 SG T3



Product Data	
Function	Transmitter
Operation Mode	Thru Beam
Supply Voltage	10 - 32 V dc
Control Feature	Adjustable range and test input
Connection	3 pin, M8 plug
Sensing Range	6 m
Light Source	Infrared (880 nm)
Housing Material	Plastic
Housing	9,5 x 11,5

Technical Data	
Supply Voltage	10 - 32 V dc
Voltage Ripple	15 %
Reverse Polarity Protected	Yes
Current Consumption	Max. 320 mW
Test Input	Yes
Control Input	Adjustable range
Power On Indicator	Green LED
Light Source	Infrared (880 nm)
Emission Angle	+/- 10°
Housing Material, Front Lens	Polycarbonate
Housing Material, Sensor Housing	Polyester
Cable	3 x 0,14 mm ²
Cable Sleeve	PVC Ø 4,0 mm

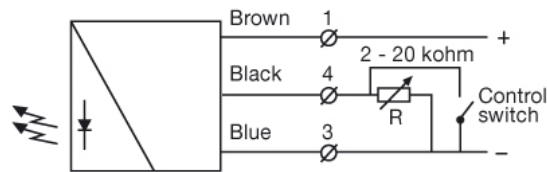
Environmental Data

Vibration	10 - 55 Hz, 0.5 mm
Shock	30 g
Operation Temperature	-20 to +60 °C
Storage Temperature	-40 to +80 °C
Sealing Class	IP 67

Approvals

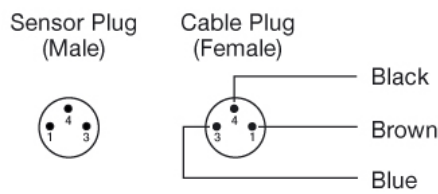


Wiring Diagram

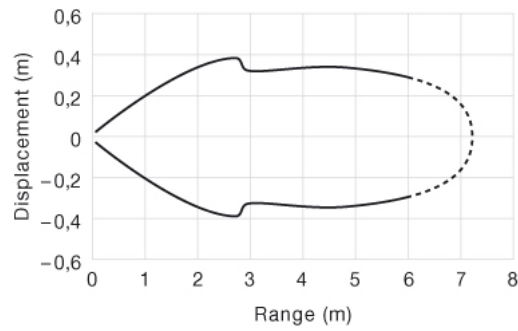


Connections

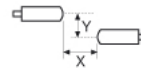
3 pin, M8



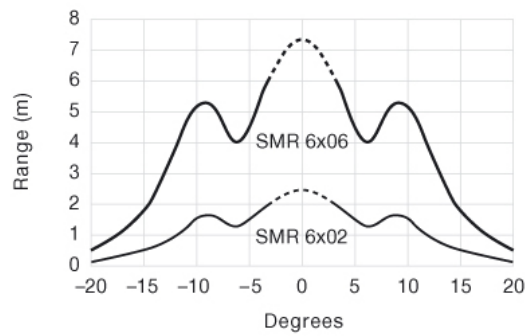
Parallel Displacement



SMT 6000 and SMR 6x06



Angular Displacement



SMT 6000



