

Installation guide

Pressure switch

RT 1AE, RT 6AEW, RT 6AEB, RT 6AES, RT 116E, RT 5E, RT 117E,
RT 112E, RT 113E, RT 121E, RT 260AE, RT 262AE



017R9519

Approvals and standards:
ATEX: EN 60079-0:2018; EN 60079-11:2012
IECEX: IEC 60079-0:2017; IEC 60079-11:2011
UK-type Examination Certificate: BS EN IEC 60079-0:2018, BS EN IEC 60079-11:2018
China Compulsory Certificate, CCC

017R9519

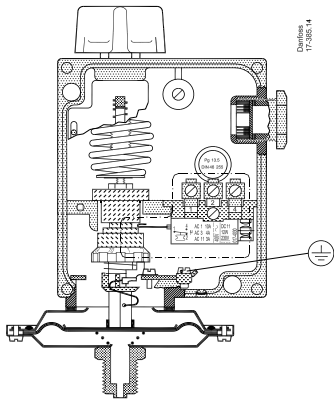


Fig. 1

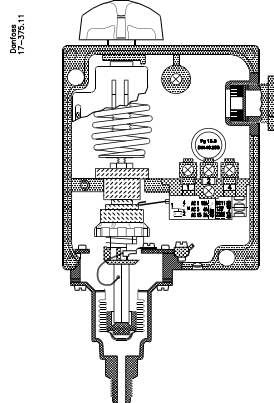


Fig. 2

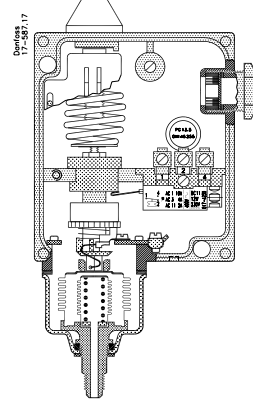


Fig. 3

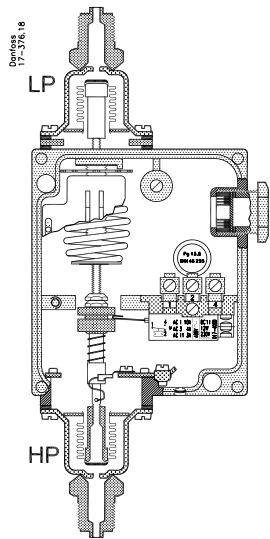


Fig. 4

	1	2	3	4	5	6	7	8	9	10	
RT 1AE	0.5	0.7	0.9	1.1	1.3	1.5	1.6				bar
RT 5E	1.2	1.6	2.0	2.4	2.8	3.2	3.6	4.0			bar
RT 112E	0.07	0.085	0.10	0.115	0.13	0.145	0.16				bar
RT 113E	0.01	0.02	0.03	0.04	0.05						bar
		0.015	0.025	0.035	0.045						
RT 116E	0.3	0.5	0.7	0.9	1.1	1.3					bar
RT 117E	1.0	1.3	1.5	2.0	2.5	3.5	4.0				bar
RT 121E	0.09	0.15	0.2	0.25	0.3	0.35	0.4				bar

Min. 1 2 3 4 5 6 7 8 9 10 Max.

Danfoss 17-883.20

Fig. 5

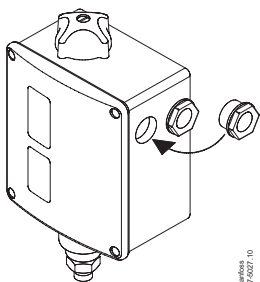


Fig. 6

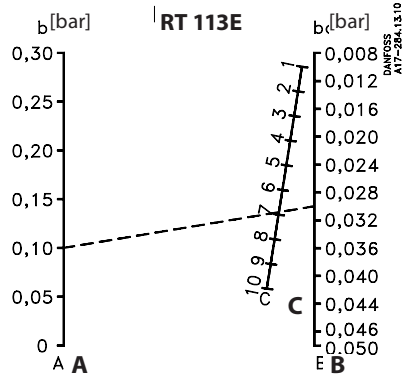


Fig. 7

A: Range setting
B: Differential obtained
C: Differential setting

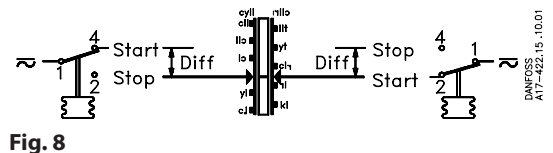


Fig. 8

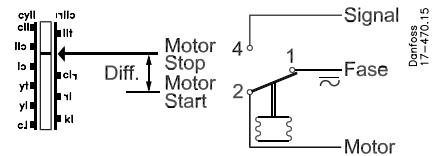


Fig. 9

Імпортер: ТОВ з іі "Данфосс ТОВ" 04080, Київ 80, п/с 168, Україна

Info for UK customers only: Danfoss Ltd., 22 Wycombe End, HP9 1NB, GB

Product marking: RT112E, RT113E, RT1AE, RT116E, RT5E, RT117E, RT260AE, RT262AE, RT9E, RT14E, RT101E, RT107E, RT121E, RT123E

0539
Ex ia IIC T6...T1 Gb -20 °C ≤ Ta ≤ 65 °C DEMKO 14 ATEX 1406X IECEx ULD 14.0013X UL21UKEX2021X Ci = 0.5 nF li = 0.5 A Li = 0.2 uH Pi = 1 W Ui = 29 V

Product marking: RT 6AEW, RT 6AEB, RT 6AES

0045 0539
Ex ia IIC T6...T1 Gb -20 °C ≤ Ta ≤ 65 °C DEMKO 14 ATEX 1406X IECEx ULD 14.0013X UL21UKEX2021X Ci = 0.5 nF li = 0.5 A Li = 0.2 uH Pi = 1 W Ui = 29 V

Temperature class	Process temperature limit [°C]
T4 – T1	100
T5	94
T6	79

Technical data

Maximum Working Pressure:

Type	RT 113E	RT 112E	RT 1AE	RT 116E	RT 5E	RT 6AEW RT 6AEB RT 6AES	RT 117E	RT 121E	RT 260AE	RT 262AE
MWP [bar]	0.4	7	22	22	22	34 ¹⁾	42	7	22	11

¹⁾ 28 bar P_s when used as safety equipment acc. to EN12263

Permissible ambient temperature:	-20 – 65 °C	
Intrinsically safe specification:	Ui = 29 V li = 0.5 A Pi = 1 W	Ci = 0.5 nF Li = 0.2 μH
Contact load:	max. 100 mA, 30 V AC / DC	
	min. 1 mA, 5 V AC / DC	
	Must be used with a certified Ex ia barrier satisfying the input parameters.	

Specific conditions of use:

The enclosure fascia has been coated with a layer of stainless steel to prevent the accumulation of electrostatic charge. In order to ensure that there is no accumulation of electrostatic charge on the enclosure, the end user shall ensure that the external metal work of the enclosure is locally bonded to earth. Information on the durability of the coating with regards to use of the equipment is contained within the instruction manual.

Installation

A set of Pg13.5 cable gland is attached to the RT in a separate bag. To ensure IP66 (units with automatic reset) or IP54 (units with external reset) grade of RT enclosure it is necessary to assemble this gland as shown in the fig. 6. If this gland is not used with a cable, a metal blinding should be also assembled.

The RT pressure switch is designed for fitting on the valve panel or the compressor. Use the mounting holes (25). If the unit can be exposed to vibration, it should be mounted on a resilient pad. If pressure pulsations occur in the system at the point where the pressure switch is connected, these should be effectively damped, as for example, by connecting the RT unit to the system via damping coil.

Electrical connection (see fig. 8 and fig. 9)

START = make. STOP = break. DIFF = differential.

Cable diameter: 6 – 14 mm

The earth terminal (38) should be connected to earth.

Wire dimension: min. 0,75 mm²

Adjustment

RT 1AE, RT 116E, RT 5E, RT 117E, RT 112E, RT 113E, RT 121E (see fig. 1, fig. 2 and fig. 8)

Set the pressure switch for minimum actuating pressure (range setting). Setting is done by rotating the knob (5), at the same time reading the main scale (9).

The differential is set by rotating the differential adjusting nut (19) according to the nomogram concerned (fig. 5 or fig 7).

Maximum actuating pressure is the sum of the pressure setting and the differential.

RT 260AE, RT 262AE

See fig. 4 and fig. 8

Set the required differential pressure with the setting disc (5) while at the same time reading the scale (9).

RT 6AEW, RT 6AEB, RT 6AES (see fig. 3 and fig. 9)

After removing the seal cap (7), set the cut out pressure with the uncovered range spindle while reading the scale (9).



Safety requirements

- The refrigeration system must always comply with European Ex installation standard, EN 60079-14, any local directive and legislation as well as any other regulation applying in the area of installation.

- RT-E switch must be used only with reliable means of limiting the voltage and current to prevent sparks between the contact surfaces. The equipment to be used for electrical load limiting must always be approved for use in the zone concerned.
- Cable and cable entries approved for the application must be used. Cables must not be in contact with sharp edges. The cable must be connected with adequate stress relief in order to prevent that pulling forces can be carried through the cable to the terminal.
- In the event of pressure pulsations in the system, where the switch is connected, these must be effectively damped to prevent fatigue failure on the bellows. The cycle frequency of the RT-E switch must be kept as low as possible. The vibration level must be kept as low as possible.
- It is recommended to regularly check the function of the RT-E switch.
- Only apparatus designed, constructed and released by Danfoss must be used for application concerned. Danfoss can accept no responsibility in case of alterations made on the pressure switches or the use of them against the instructions of Danfoss.
- Any overload of the RT switch must be prevented. Overloaded or damaged apparatus must be exchanged.
- Only authorised persons, who are certified in installing and maintaining refrigeration system may do the installation, maintenance and exchange of the switch.
- Use only appropriate tools.
- Dispose of the switch in an environmentally-friendly way.
- RTE switches must be installed in area where is low risk of mechanical damage.
- Components within the equipment can exceed the enclosure temperature by 1K (1°C). When the media temperature exceeds 80°C, it is the responsibility of the user to ensure that the media temperature does not cause a thermal ignition risk on parts between the media and the switch enclosure. Maximum media temperature on pressure switch is 100°C.
- Isolation of the intrinsically safe circuit to ground and to the contact mounting screw has been verified through 500VACrms dielectric strength testing, carried out in accordance with IEC 60079-11:2011 section 10.3.
- Surface of the front cover is sputtered with stainless steel - avoid abrasion.
- Power must be switched off before maintenance and opening the RT-E.



Danfoss A/S
6430 Nordborg
Denmark
CVR nr.: 20 16 57 15
Telephone: +45 7 488 2222
Fax: +45 7 449 0949

UK DECLARATION OF CONFORMITY

Danfoss A/S Refrigeration & Air Conditioning Controls

declares under our sole responsibility that the

Product category: Pressure switches

Type designation(s): RT6AEW, RT6AEB, RT6AES

Covered by this declaration is in conformity with the following directive(s), regulation(s), standard(s) or other normative document(s), provided that the product is used in accordance with our instructions.

Equipment and Protective Systems Intended for use in Potentially Explosive Atmospheres Regulations 2016, UKSI 2016, No. 1107

Marking:



Ex ia IIC T6...T1 Gb

Tamb. -20C to +65C

UK-Type Examination Certificate: UL21UKEX2021X

Approved Body: UL International (UK) Ltd. No.: 0843

Test basis:

BS EN IEC 60079-0:2018 Explosive atmospheres, Part 0, Equipment-General requirements

BS EN IEC 60079-11:2012 Explosive atmospheres, Part 11, Equipment Protection by Intrinsic safety "i".

Pressure Equipment (Safety) Regulations 2016

Equipment Category IV

Approved Body: TÜV UK Ltd. No.: 0879

Test basis: BS EN 12263:1998 Refrigerating systems and heat pumps – Safety switching devices for limiting the pressure, Requirements and tests.

Conformity assessment: module B (production type) + module D (quality assurance) TÜV UK Ltd. (Certificate nos: 0879, PESSR-B(P)-21484-12-DE and 0879-PESSR-D-21484-2-DE)

The Restriction of the Use of Certain Hazardous Substances in Electrical and Electronic Equipment Regulations 2012 (as amended)

BS EN 63000:2018 Technical documentation for the assessment of electrical and electronics products with respect to the restriction of hazardous substances

Date: 21.03.2023 Place of Issue: Grodzisk Maz.	Issued by Piotr Chylaszek Signature:	Date: 21.03.2023 Place of Issue: DK 6430 Nordborg	Approved by Jesper Kirkegaard Signature:
Name: Piotr Chylaszek Title: Sr. Spec. Projects & Approvals		Name: Jesper Kirkegaard Title: Engineering Director	

Danfoss only vouches for the correctness of the English version of this declaration. In the event of the declaration being translated into any other language, the translator concerned shall be liable for the correctness of the translation

ID No: 060-9653

Revision No: AC

This doc. is managed by: 50080577

Page 1 of 1

Classified as Business



Danfoss A/S
6430 Nordborg
Denmark
CVR nr.: 20 16 57 15
Telephone: +45 7 488 2222
Fax: +45 7 449 0949

EU DECLARATION OF CONFORMITY

Danfoss A/S Refrigeration & Air Conditioning Controls

declares under our sole responsibility that the

Product category: Pressure switches

Type designation(s): RT6AEW, RT6AEB, RT6AES

Covered by this declaration is in conformity with the following directive(s), standard(s) or other normative document(s), provided that the product is used in accordance with our instructions.

Explosive or Protective Systems Intended for use in Potentially Explosive Atmospheres, Directive 2014/34/EU

Marking:



Ex ia IIC T6...T1 Gb

Tamb. -20C to +65C

EC-Type Examination Certificate: DEMKO 14 ATEX 1406X , Rev. 4

Notifying Body: UL Demko, No.: 0539

Test basis:

EN IEC 60079-0:2018 Explosive atmospheres, Part 0, Equipment-General requirements

EN 60079-11:2012 Explosive atmospheres, Part 11, Equipment Protection by Intrinsic safety "i".

Pressure Equipment Directive 2014/68/EU

Equipment Category IV

Notifying Body: Module B TÜV Rheinland, Notified Body No.: 0035, module D TÜV Nord No.: 0045

Test basis: EN 12263:1998 Refrigerating systems and heat pumps – Safety switching devices for limiting the pressure, Requirements and tests.

Conformity assessment: module B (production type) TÜV Rheinland certificate No. 01 202 969/B-21-0013, module D (quality assurance) TÜV Nord certificate No. 202/9120/Z/00468/22/D/000

RoHS Directive 2011/65/EU including amendment 2015/863

EN IEC 63000:2018 Technical documentation for the assessment of electrical and electronics products with respect to the restriction of hazardous substances

Date: 21.03.2023 Place of Issue: Grodzisk Maz.	Issued by Piotr Chylaszek Signature:	Date: 21.03.2023 Place of Issue: DK 6430 Nordborg	Approved by Jesper Kirkegaard Signature:
Name: Piotr Chylaszek Title: Sr. Spec. Projects & Approvals		Name: Jesper Kirkegaard Title: Engineering Director	

Danfoss only vouches for the correctness of the English version of this declaration. In the event of the declaration being translated into any other language, the translator concerned shall be liable for the correctness of the translation

ID No: 060-9655

Revision No: AG

This doc. is managed by: 50080577

Page 1 of 1

Classified as Business

**Danfoss A/S**6430 Nordborg
Denmark
CVR nr.: 20 16 57 15Telephone: +45 7488 2222
Fax: +45 7449 0949**EU DECLARATION OF CONFORMITY****Danfoss A/S**
Refrigeration & Air Conditioning Controls

declares under our sole responsibility that the

Product category: Pressure and temperature switches**Type designation(s):** RT112E, RT113E, RT1AE, RT116E, RT5E, RT9E, RT117E, RT260AE, RT262AE, RT14E, RT101E, RT107E, RT121E, RT123E

Covered by this declaration is in conformity with the following directive(s), standard(s) or other normative document(s), provided that the product is used in accordance with our instructions.

Explosive or Protective Systems Intended for use in Potentially Explosive Atmospheres, Directive 2014/34/EU**Marking:**

Ex ia IIC T6...T1 Gb

Tamb. -20C to +65C

EC-Type Examination Certificate: DEMKO 14 ATEX 1406X, Rev. 4

Notifying Body: UL Demko, No.: 0539

Test basis:EN 60079-0:2018 Explosive atmospheres, Part 0, Equipment-General requirements
EN 60079-11:2012 Explosive atmospheres, Part 11, Equipment Protection by Intrinsic safety "i".**RoHS Directive 2011/65/EU including amendment 2015/863**

EN IEC 63000:2018 Technical documentation for the assessment of electrical and electronics products with respect to the restriction of hazardous substances

Date: 2021.08.12 Place of issue: Grodzisk Maz.	Date: 2021.08.12 Place of issue: Grodzisk Maz.	Date: 2021.08.12 Place of issue: Grodzisk Maz.
Issued by: <i>Piotr Chylaszek</i>	Issued by: <i>Piotr Chylaszek</i>	Issued by: <i>Piotr Chylaszek</i>
Signature: Name: Piotr Chylaszek Title: Atex Authorized Person	Signature: Name: Piotr Chylaszek Title: Atex Authorized Person	Signature: Name: Lukasz Stasiowski Title: R&E Manager

Danfoss only vouches for the correctness of the English version of this declaration. In the event of the declaration being translated into any other language, the translator concerned shall be liable for the correctness of the translation.

ID No: 060-9657
Revision No: AG
This doc. is managed by 50080577

Page 1 of 1

Classified as Business

**Danfoss A/S**6430 Nordborg
Denmark
CVR nr.: 20 16 57 15Telephone: +45 7488 2222
Fax: +45 7449 0949**UK DECLARATION OF CONFORMITY****Danfoss A/S**
Refrigeration & Air Conditioning Controls

declares under our sole responsibility that the

Product category: Pressure and temperature switches**Type designation(s):** RT112E, RT113E, RT1AE, RT116E, RT5E, RT9E, RT117E, RT260AE, RT262AE, RT14E, RT101E, RT107E, RT121E, RT123E

Covered by this declaration is in conformity with the following directive(s), regulation(s), standard(s) or other normative document(s), provided that the product is used in accordance with our instructions.

Equipment and Protective Systems Intended for use in Potentially Explosive Atmospheres Regulations 2016, UKSI 2016 No. 1107**Marking:**

Ex ia IIC T6...T1 Gb

Tamb. -20C to +65C

UK-Type Examination Certificate: UL21UKEX2021X

Approved Body: UL International (UK) Ltd, No. 0843

Test basis:BS EN IEC 60079-0:2018 Explosive atmospheres, Part 0, Equipment-General requirements
BS EN IEC 60079-11:2012 Explosive atmospheres, Part 11, Equipment Protection by Intrinsic safety "i".**The Restriction of the Use of Certain Hazardous Substances in Electrical and Electronic Equipment Regulations 2012 (as amended)**

BS EN 63000:2018 Technical documentation for the assessment of electrical and electronics products with respect to the restriction of hazardous substances

Date: 2023.2022 Place of issue: Grodzisk Maz.	Date: 2023.2022 Place of issue: Grodzisk Maz.	Date: 2023.2022 Place of issue: Grodzisk Maz.
Issued by: <i>Piotr Chylaszek</i>	Issued by: <i>Piotr Chylaszek</i>	Issued by: <i>Lukasz Stasiowski</i>
Signature: Name: Piotr Chylaszek Title: Sr. Spec. Projects & Approvals	Signature: Name: Piotr Chylaszek Title: Sr. Spec. Projects & Approvals	Signature: Name: Lukasz Stasiowski Title: R&E Manager

Danfoss only vouches for the correctness of the English version of this declaration. In the event of the declaration being translated into any other language, the translator concerned shall be liable for the correctness of the translation.

ID No: 060-9684
Revision No: AA
This doc. is managed by 50080577

Page 1 of 1

Classified as Business